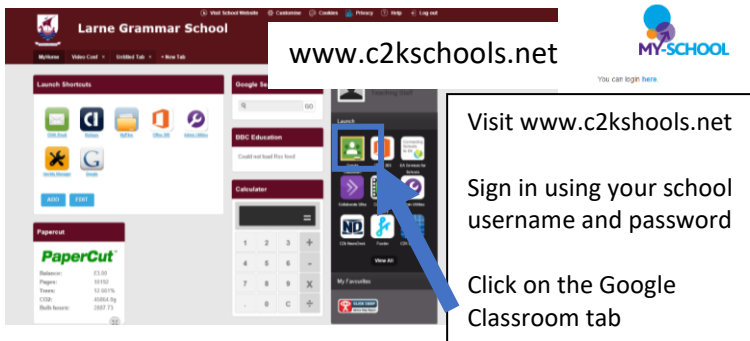


# Joining a Class in Google Classroom help sheet



As a pupil of Larne Grammar School, you have access to G Suite – a platform of online tools to help word process, data handle and organise your files. It is also where your teachers will set work, upload material and where you will submit your completed work digitally.

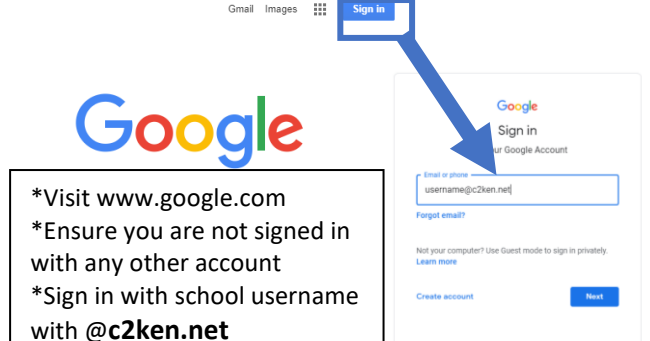
## 1. Login to Google (2 methods) – From Google.com or via C2KSchools.net



Visit [www.c2kschools.net](http://www.c2kschools.net)

Sign in using your school username and password

Click on the Google Classroom tab



Sign in

Google

Sign in with your Google Account

Email or phone  
username@c2ken.net

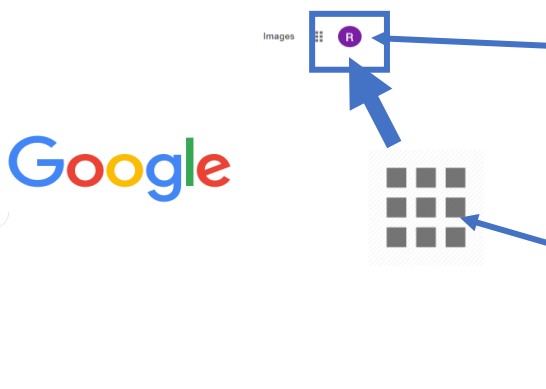
Forgot email?

Not your computer? Use Guest mode to sign in privately.  
[Learn more](#)

Create account Next

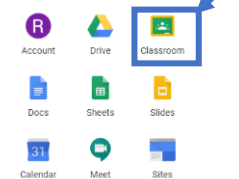
- \*Visit [www.google.com](http://www.google.com)
- \*Ensure you are not signed in with any other account
- \*Sign in with school username with **@c2ken.net**
- \*You will be asked to retype your username and password

## 2. Use the Google Apps Icon to select the Classroom



Your initial indicates that you are signed in.

The Google Apps icon allows access classroom

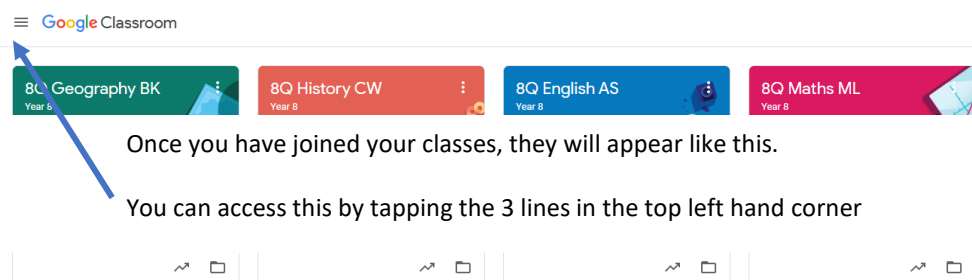


Account Drive Classroom

Docs Sheets Slides

Calendar Meet Sites

## 3. Selecting the correct app ie. Classroom



Google Classroom

8Q Geography BK Year 8

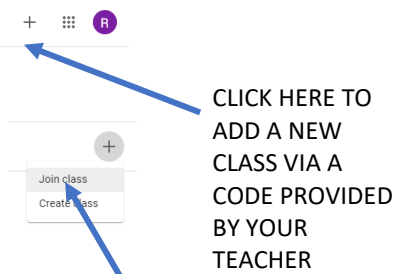
8Q History CW Year 8

8Q English AS Year 8

8Q Maths ML Year 8

Once you have joined your classes, they will appear like this.

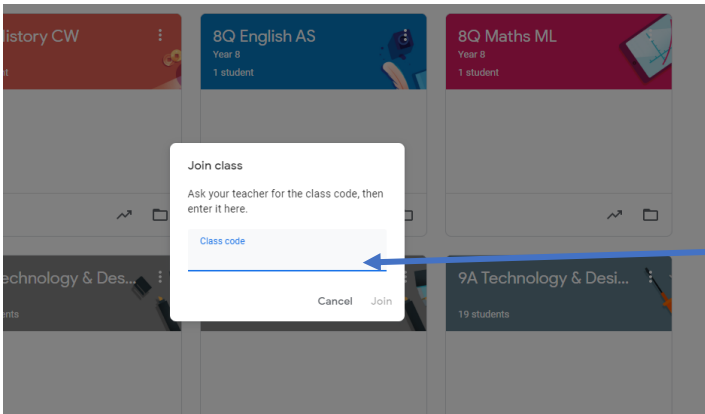
You can access this by tapping the 3 lines in the top left hand corner



CLICK HERE TO ADD A NEW CLASS VIA A CODE PROVIDED BY YOUR TEACHER

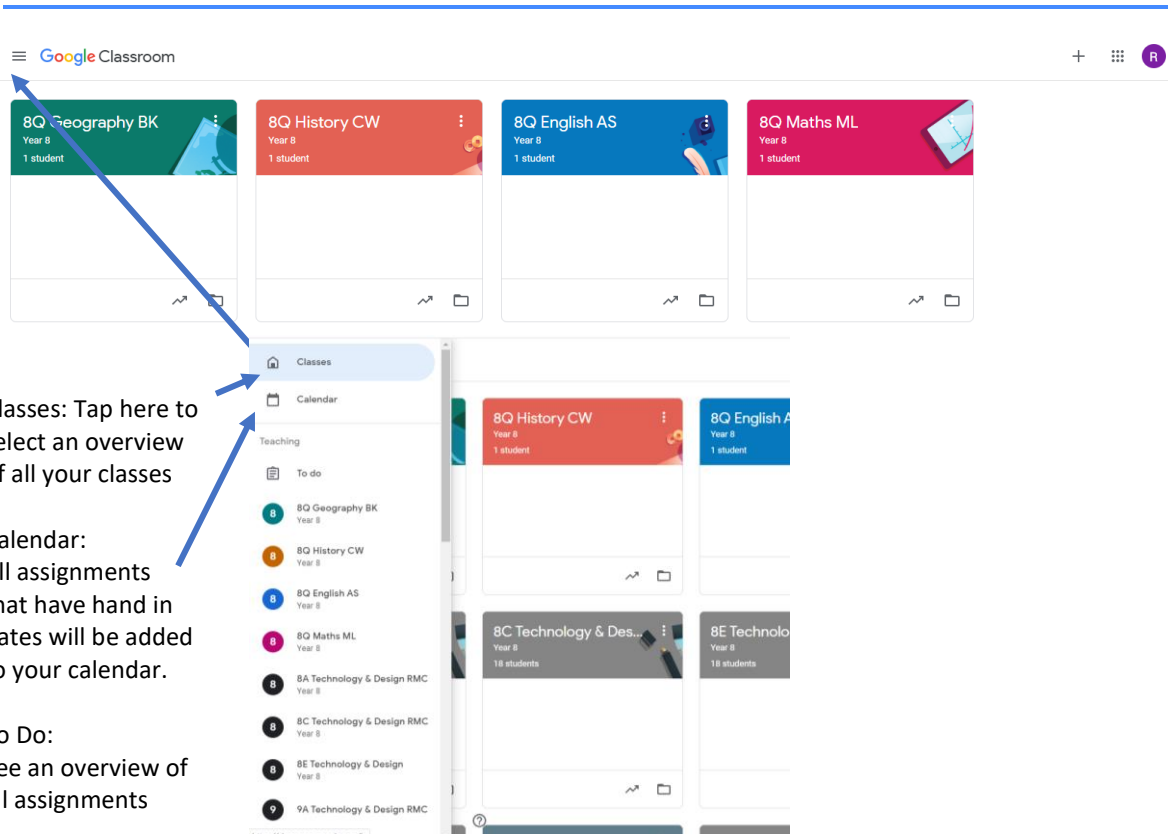
CLICK 'join class'

### 3. Adding the class code



Add your class code here  
\* Be careful of Upper and Lower case letters and numbers

### 3. Selecting the correct app ie. Classroom

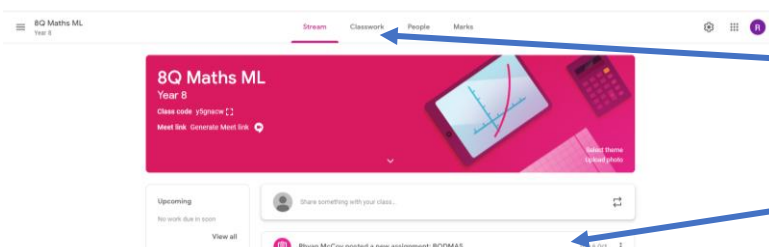


Classes: Tap here to select an overview of all your classes

Calendar: All assignments that have hand in dates will be added to your calendar.

To Do: See an overview of all assignments

### 3. Selecting the correct app ie. Classroom



Classwork: All work to be completed and check your marked work

Stream: All teacher comments and assignment details will appear here